

Print on 8.5 x 11 sized white cardstock and follow instructions below.



Personal Use Only: Redistribution for commercial use is strictly prohibited.
This printable may not be reposted or resold in any format, and may not be used on any item for sale.
© www.designeatrepeat.com

1

Before cutting out, use a ruler and scoring tool to score four lines across banner (connect the dashed lines printed above and below). This is where you will fold to help the banner lay flat and keep the wooden dowel in place.



EXAMPLE



2

Use a exacto/craft knife to cut the slits for the gift card to sit into, then cut along edges.




Print on 8.5 x 11 sized white cardstock and follow instructions below.

Personal Use Only: Redistribution for commercial use is strictly prohibited.
This printable may not be reposted or resold in any format, and may not be used on any item for sale.
© www.designeatrepeat.com

1

Before cutting out, use a ruler and scoring tool to score four lines across banner (connect the dashed lines printed above and below). This is where you will fold to help the banner lay flat and keep the wooden dowel in place.

EXAMPLE



2

Use a exacto/craft knife to cut the slits for the gift card to sit into, then cut along edges.

