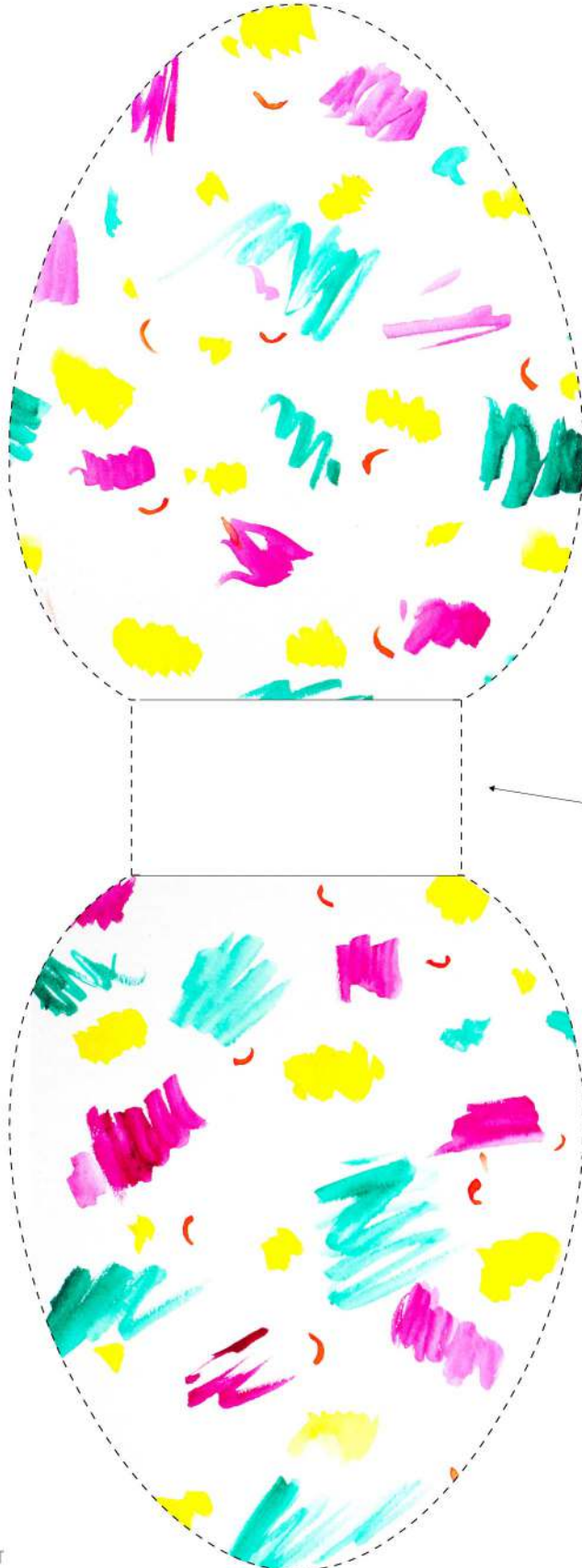


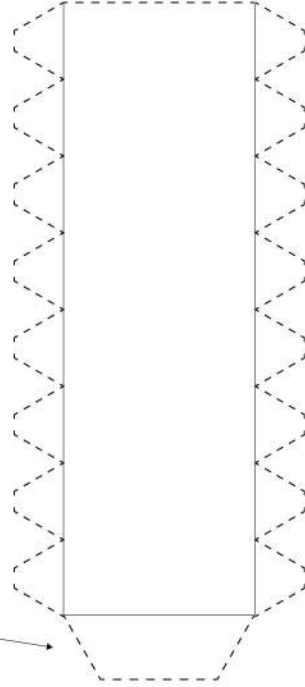
This template or printable may not be altered in any way and redistributed as a new printable on any website, blog, or medium. This includes changing colors and redistributing as your own printable. Doing so violates copyright. Please respect the originality of these printables (concept, artwork, and template) and help me continue to offer these printables for free.

If sharing this blog post your website or blog, you must link to the blog post. Do not link directly to this PDF page and do not host these files on your own website.

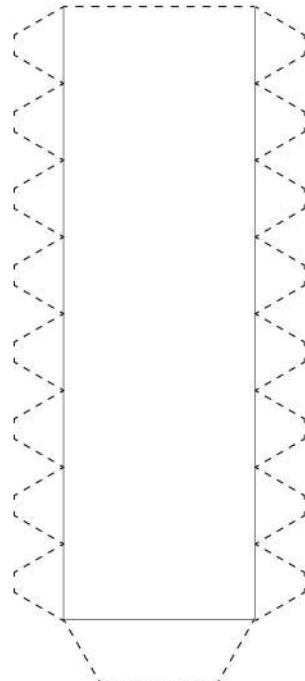
Illustration by Marcelle Calder.



AFTER CUTTING, APPLY ADHESIVE TO BACKSIDE OF THESE PIECES (THE OPPOSITE SIDE OF PRINTING) AND ADHERE TO SIDE OF EGG.



MATCH BOTTOM FLAPS TO THE BOTTOM EDGES ON BOTH SIDES.



----- CUT

_____ SCORE & FOLD